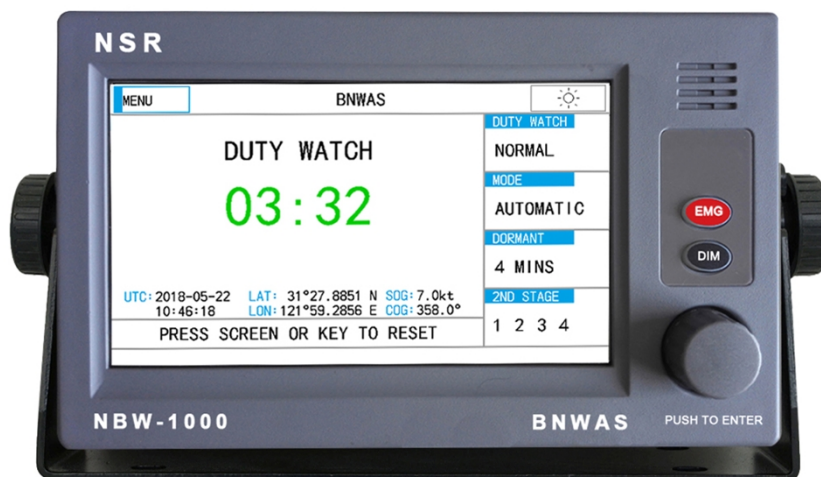
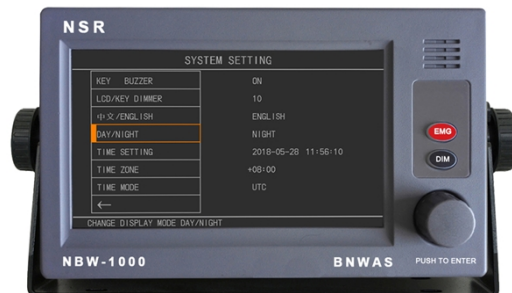


- Displayed with 7 inch color LCD
- ON/OFF history record
- Alarm tone selectable
- Routine test available
- Password set by menu
- Data interface to BAM/INS
- Type approval with DNV (MED) and CCS



- Conforms to the latest rules, including IMO MSC.128 (75), IMO MSC.302 (87), IEC 62616, IEC 62923-1, IEC 62923-2, IEC 62288.
- 7 inch Color LCD used in Control Unit.
- Automatically record ON/OFF history.
- Pre-stored tones selectable for alarm.
- Password used to set operation mode and dormant time.
- 2<sup>nd</sup> alarm units can be selected separately.
- Test function and emergency call available.

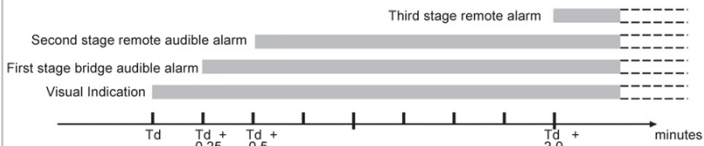


## SPECIFICATIONS

- Mode: AUTOMATIC, MANUAL ON, MANUAL OFF
- Alarm: Visual, 1<sup>st</sup> Stage Audio, 2<sup>nd</sup> Stage Audio, 3<sup>rd</sup> Stage Audio
- Dormant: 3~12 mins (selectable)
- Accuracy:  $\pm 5s$
- Sound: 75 ~85 dB (A)
- Power Input: DC24V, AC110V/220V
- Input Port: RS422×1 port, Reset ON/OFF×9 CH
- Output Port: RS422×1 port, Alarm×10 CH, Failure Output×1 CH
- IP Grade: IP22 (Control Unit, Junction Box, Alarm Unit)  
IP56 (Reset Unit)

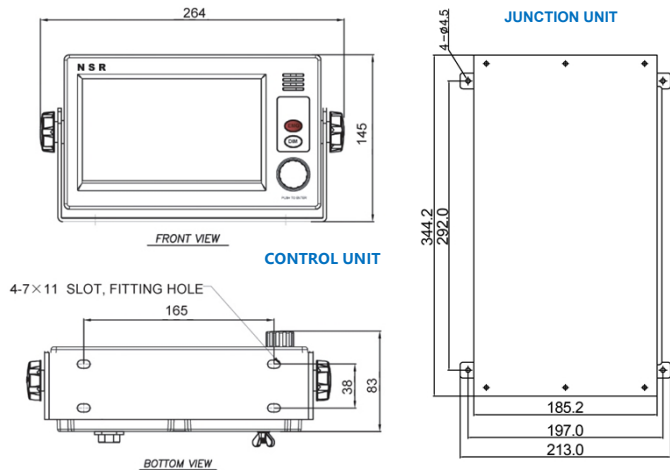
## WATCH ALARM CHART

Alarm sequence without acknowledgements



( $T_d$ =Selected Dormant Period)

## SIZE DIMENSION



## EQUIPMENT LIST

### ● STANDARD

- Control Unit	NBW-1000	1 unit
- Junction Unit	NBW-1050J	1 unit
- Reset Unit	NBW-1090RW	1- 4 unit
- Alarm Unit	NBW-1010A	1-10 unit
- Accessories		1 set

### ● OPTIONS

- Motion Detector	NBW-1090P	
- Flush Mount Bracket for Control Unit		1 pc

### JUNCTION UNIT



### ALARM UNIT



### RESET UNIT



### MOTION SENSOR

